



**有效解决**

**SENSOR SOLUTIONS FOR**

● **注塑机 Injection Molding**

● **压铸机 Die Casting**

● **工业上应用 Industrial Applications**



**我们专业在锁模力与射出压力**

**WE ARE PROFESSIONAL IN CLAMPING FORCE CONTROL**



## SENSORMATE for SENSOR SOLUTIONS

我们创新的传感器和量测系统具有高精度、效率以及连续性，其高精度之水准使全世界许多机器制造厂相信我们的产品且在制程中使用，并使其成为机器的配备之一。

Our innovative sensors and measure systems possess high accuracy, efficiency and continuity. Because of the high level of the accuracy, many machine manufactures of the world trust our products by using them on their machines and using them in the manufacture process as well.



### 应用 Applications

- A** 锁模力测量  
Measurement of clamping force
- B** 机器调适  
Machine setup
- C** 射出压力量测  
Injection pressure and touch force
- D** 在线锁模力测量  
Clamping force online control
- E** 接触压力和射出压力量测  
Touch force and injection pressure

### 传感器可被应用于

#### The sensors could be used for

- ▶ 品质控制  
Quality control
- ▶ 机器校准参数  
Machine alignment parameters
- ▶ 在线监控  
Machine online monitoring
- ▶ 维修及保养  
Service and maintenance
- ▶ 研究发展  
Research and development

**我们的传感器提高您的生产品质  
OUR SENSORS FOR YOUR QUALITY PRODUCTION.**

## SML-DSB **A B**

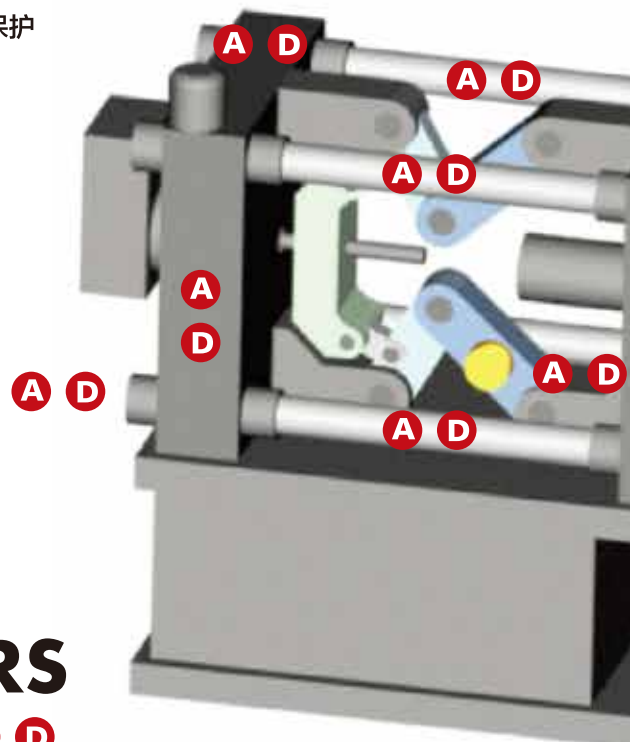
### 应变片预压式技术安装容易

Simplified mounting of technology with pressed-on strain gauges.



### 应用:

锁模力量测可装置于头板或曲臂  
冲压机器负载控制和其他周期性动作机器  
取代黏贴应变片量测应变  
亦可应用于模具保护



## SML-RS 标准型 **A D**

### 应变测试环，用于应变量测

经由内建应变片量测歌林柱或圆柱体，应变测试环依不同直径，装置于不同歌林柱，应用预压式技术，安装与拆卸不会损坏应变片。由于安装容易，并且高精度和经过工业证实，这款测试环被机器制造厂用来量测应变与力量。



### Measuring Strain Ring for strain measurement

The measuring Strain Ring type SML-RS measure the strain on tie-bars or round profiles through the built-in strain gauges. These measuring Strain Ring can be adapted to different tie-bar diameters. The applied press-on technology allows to mount and dismount this measuring system without to destroy the used strain gauge bonding or similar operations.





# SML-SC A D

## 低价位锁模力感测仪，量测歌林柱或圆柱体之应变

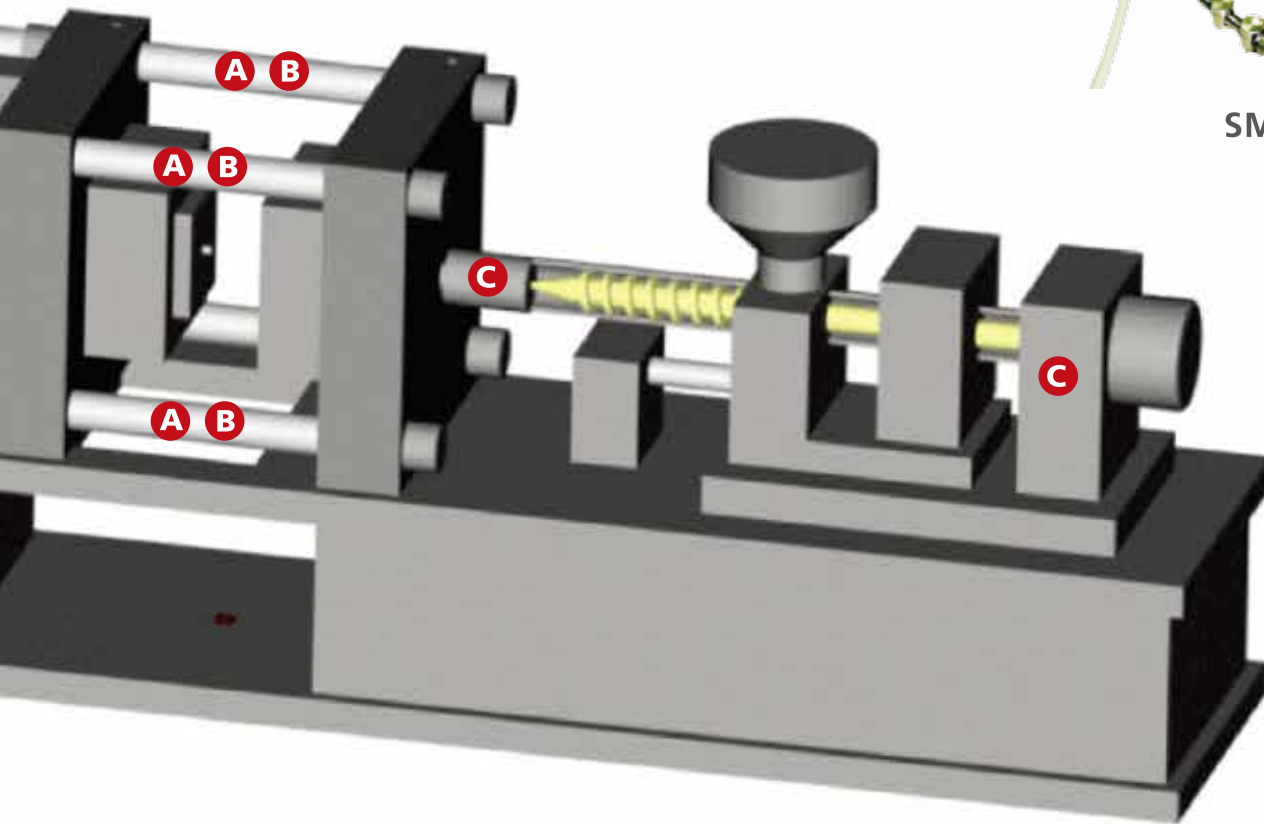
它是由钢带将两个传感器正对面固定于歌林柱或圆柱体。SML-SC 连接线与传感器固定，连接 DILA/2 放大器，被应用于在线锁模力监控，同时可以利用这输出讯号做自动调模与上限下限报警，必须由机器制造厂安装。

### Low cost Extensometer set

The low cost extensometer set on the type SML-SC measures the strain on the tie-bars or round pro-files. Thereby one module is placed exactly opposite the other and fixed by two small stainless stees bands. The low cost extensometer set can be adapted very easy to different diameters by changing the appropriate length of the steel bands. The applied press-on technology allows to mount and dismount this measuring system without destroying the used strain gauges by bonding or similar operation.



SML-SC/F



# DM1D

## 应变和力量单屏数位显示器

### Digital Monitor for Strain and Force

- ▶ 在线量测读取数据可设定上下线和报警  
Idea for online measuring, can be Setting upper and lower limit with Alarm function
- ▶ 避免拉杆断裂  
Avoid tie bar broken
- ▶ 维持模具与机器准线  
Keep mould and machine aligned
- ▶ 延长模具寿命  
Extend die and bushing life



# SML-ME A B D

## 磁附式锁模力感测仪

搭配两个超强力磁铁吸附于歌林柱或圆柱体，对机器调整安装与校正，是一套完美的仪器，它可以防止歌林柱断裂，维持模具寿命。

## Magnet Clamping Force Control Sensor

The magnet clamping force control sensor SML-ME, which is perfect for machine setup, and calibration. It can avoid the tie-bars broken and keeping the lives of mold and the machines aligned.



# SML-WME/WMEH A B D

## 无线磁附式锁模力感测仪

无线磁附式锁模力感测仪不需要数据线，利用无线讯号传输。并适用于不同尺寸的歌林柱，对机器是最佳的感测仪器。无线磁附式锁模力感测仪可以搭配我们的掌上型显示器或是安卓系统的平板。

## Wireless Magnet Clamping Force Control Sensor

The perfect help for maximum, uniform clamping force without overloading toggle or tie bars. This monitor is available with our handhold monitor or tablet PC Android system.






# SML-DLH

## 高品质应变测量传感器整合放大器

柱塞式锁模力传感器装置于歌林柱孔内，不受抽  
歌而撞击传感器避免在恶劣的工作环境受损害。  
是最适合压铸机的最佳选择。

SML-DLH 适用于整合式或分离式放大器。

High quality strain measuring system  
with integrated amplifiers. The strain  
probe measures the strain inside of the  
tie-bar, therefore protected against harsh  
industrial environment. This is the most  
ideal choice for die casting machines.  
SML-DLH is available for integrated or  
separated amplifiers.



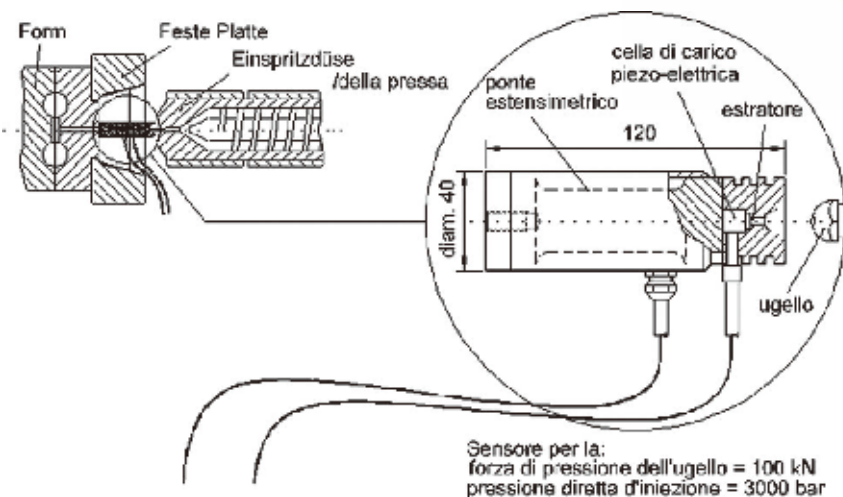
# NOZZLE MATE

磁铁吸附传感器在头板与射嘴之间，少量塑料射出到  
NOZZLE MATE 传感器，同时可以量测出射出多少压  
力，尤其是电动式注塑机开发是必备的仪器。

Magnetic mounting of the sensor between mold  
and nozzle. A small volume is injected into the  
NOZZLE MATE pressure and touch force mea-  
sured simultaneously. Especially developed for all  
electric machines.



射出压力和接触力量测  
Injection Pressure and  
Touch Force Measurement



# SML-DLC <sup>E</sup>

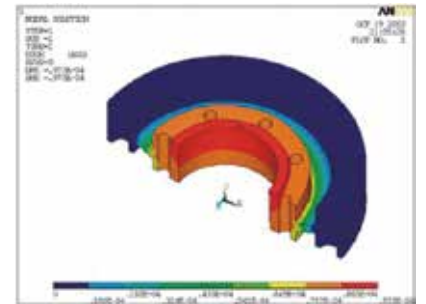
## 射出压力量测

最佳量测射出压力传感器，位置是在射出螺杆腔内，传感器本体户露出，易受到损害。使用荷重量装置于螺杆后方，量测出压力是今日被接受的解决方式。

我们的荷重元整合放大器，精准地量测出射出压力以及背压。

## For Injection Force Measurement

The best place to measure the injection pressure is theoretically in the screw antechamber. As this location exposed, the sensor will be easily broken. The measurement of the injection force with load cells set behind the screw is the most widely accepted solution nowadays. Our load cells with integrated amplifiers are used in lots of applications and allow precise measurement of the injection pressure and same as the back pressure



# Amplifier

## 放大器

工业用放大器适用于我们 SML 系列传感器可以电压输出和电流输出，放大器具有清零功能给周期性应用。

Amplifiers Industrial amplifiers are available for our SML-Sensos. Various exections with Voltage and mA Output available. Majority of amplifiers with reset-function for cyclical applications.



## 星社科技有限公司 科 材 有 限 公 司

台湾省新北市三重区光复路一段83巷5号6楼  
TEL: + 886 2 2999 5245 FAX: + 886 2 2995 0782  
E-MAIL: sales@sensormate.com.tw  
<http://www.sensormate.com.tw>

## 深圳市星社科技有限公司 SHENZHEN SENSORMATE TECHNOLOGY CO., LTD

电话: 0755-27868095 传真: 0755-27867295  
E-MAIL: szxingshe@21cn.net

Distributor  
代理店